

HUNGER IN OKLAHOMA

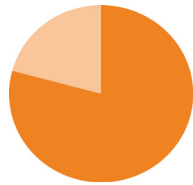
OKLAHOMA STATISTICS

FEEDING AMERICA PROJECTIONS



16.1%

FOOD INSECURITY RATE



22.5%

FOOD INSECURITY RATE



At least 60 million people turned to food banks, food pantries and other private food assistance programs in 2020, the first calendar year of the COVID-19 pandemic. This was an increase of 50% from 2019.

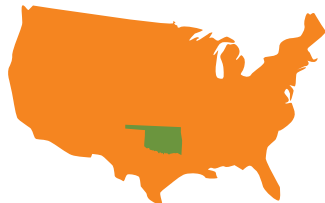
1 IN 6

OKLAHOMANS LIVE IN POVERTY

1 IN 10

SENIORS LIVE BELOW THE POVERTY LEVEL

OKLAHOMA IS ONE OF ONLY
FIVE STATES



WITH A FOOD INSECURITY RATE ABOVE 14.5 PERCENT.



\$2.89

AVERAGE COST PER MEAL IN OKLAHOMA

583,570

TOTAL FOOD INSECURE PEOPLE

3,932,870

2019 OKLAHOMA POPULATION

A Tulsa Public Schools paraprofessional unexpectedly became the guardian of her three grandchildren. She said, "I can draw a bath. I can read a bedtime story. But I can't create food out of thin air."

These quick fact sheets include data from Feeding America's Map the Meal Gap, the Bureau of Labor Statistics, and the United States Census Bureau, compiled by the Community Food Bank of Eastern Oklahoma.

Gundersen, C., Strayer, M., Dewey, A., Hake, M., & Engelhard, E. (2021). Map the Meal Gap 2021: An Analysis of County and Congressional District Food Insecurity and County Food Cost in the United States in 2019. Feeding America.

www.okfoodbank.org



Updated 11/2021



COUNTY QUICK FACTS

PITTSBURG COUNTY

44,146

2019 POPULATION

308,261

MEALS DISTRIBUTED FY2020




10.6%
SENIORS LIVING IN
POVERTY

7.6%
UNEMPLOYMENT
RATE AVERAGE

\$3.11
AVERAGE COST
PER MEAL

“There are many people in our community who hit a rough patch at times. One box of food at the end of a month won’t solve a financial crisis, but it may help someone and their family eat more securely while they work through that crisis.” - Sue Catron



**FOOD
INSECURITY
RATE**

17.0%
7,510 TOTAL FOOD
INSECURE PEOPLE



23.8%
2,340 TOTAL FOOD
INSECURE CHILDREN

**CHILD FOOD
INSECURITY
RATE**

21 PARTNER AGENCIES

Apostolics of McAlester
Boys & Girls Club/McAlester
Calvary PCG
Catholic Charities/St. Jude
EOYS Detention Center
FUMC/McAlester
Gene Heathcock Community
Center

Good Samaritan Outreach
Hope House of McAlester
Indianola Senior Citizens
John 6:13 All Saints Episcopal Church
Mary Lou Trolinger Senior Center
McAlester Care Center
McAlester Group Home
The Oaks Rehabilitative Services Center

Oklahomans for Independent Living
Piney Creek Fellowship Church
Shared Blessings
Twin Cities Christian Outreach
Victory Worship COGOP
Youth Emergency Shelter

For a map of Partner Agencies in your county with contact information and hours of operation, go to okfoodbank.org/get-help

Low-income households spend a higher portion of their total income on food. This leaves less resources for other needs such as healthcare, utilities, and transportation.

