

# HUNGER IN OKLAHOMA

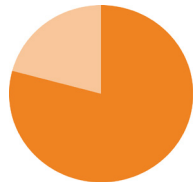
## OKLAHOMA STATISTICS

### FEEDING AMERICA PROJECTIONS



**16.1%**

FOOD INSECURITY RATE



**22.5%**

FOOD INSECURITY RATE



At least 60 million people turned to food banks, food pantries and other private food assistance programs in 2020, the first calendar year of the COVID-19 pandemic. This was an increase of 50% from 2019.

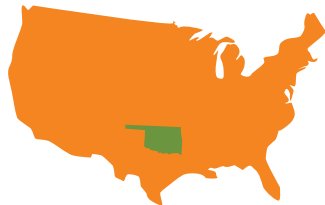
**1 IN 6**

OKLAHOMANS LIVE IN POVERTY

**1 IN 10**

SENIORS LIVE BELOW THE POVERTY LEVEL

OKLAHOMA IS ONE OF ONLY **FIVE STATES**



WITH A FOOD INSECURITY RATE ABOVE 14.5 PERCENT.



**\$2.89**

AVERAGE COST PER MEAL IN OKLAHOMA

**583,570**

TOTAL FOOD INSECURE PEOPLE

**3,932,870**

2019 OKLAHOMA POPULATION

A Tulsa Public Schools paraprofessional unexpectedly became the guardian of her three grandchildren. She said, "I can draw a bath. I can read a bedtime story. But I can't create food out of thin air."

These quick fact sheets include data from Feeding America's Map the Meal Gap, the Bureau of Labor Statistics, and the United States Census Bureau, compiled by the Community Food Bank of Eastern Oklahoma.

Gundersen, C., Strayer, M., Dewey, A., Hake, M., & Engelhard, E. (2021). Map the Meal Gap 2021: An Analysis of County and Congressional District Food Insecurity and County Food Cost in the United States in 2019. Feeding America.

[www.okfoodbank.org](http://www.okfoodbank.org)



Member of **FEEDING AMERICA**

Updated 11/2021



# COUNTY QUICK FACTS

## WAGONER COUNTY

**78,598**  
2019 POPULATION

**944,613**

MEALS DISTRIBUTED FY2021



**6.8%**  
SENIORS LIVING IN  
POVERTY

**5.8%**  
UNEMPLOYMENT  
RATE AVERAGE

**\$3.15**  
AVERAGE COST  
PER MEAL

“There are many people in our community who hit a rough patch at times. One box of food at the end of a month won’t solve a financial crisis, but it may help someone and their family eat more securely while they work through that crisis.” - Sue Catron




**FOOD  
INSECURITY  
RATE**

**12.1%**  
9,560 TOTAL FOOD  
INSECURE PEOPLE



**17.7%**  
3,430 TOTAL FOOD  
INSECURE CHILDREN

**CHILD FOOD  
INSECURITY  
RATE**



### 6 PARTNER AGENCIES

- Abundant Rain Ministries
- First Baptist Church/Okay
- FUMC/Porter
- Kingdom Life Community Church
- Wagoner Area Neighbors
- Wagoner Community Outreach



For a map of Partner Agencies in your county with contact information and hours of operation, go to [okfoodbank.org/get-help](http://okfoodbank.org/get-help)

Low-income households spend a higher portion of their total income on food. This leaves less resources for other needs such as healthcare, utilities, and transportation.



Member of  
**FEEDING  
AMERICA**