

HUNGER IN OKLAHOMA

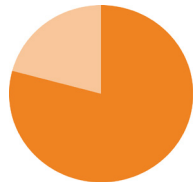
OKLAHOMA STATISTICS

FEEDING AMERICA PROJECTIONS



16.1%

FOOD INSECURITY RATE



22.5%

FOOD INSECURITY RATE



At least 60 million people turned to food banks, food pantries and other private food assistance programs in 2020, the first calendar year of the COVID-19 pandemic. This was an increase of 50% from 2019.

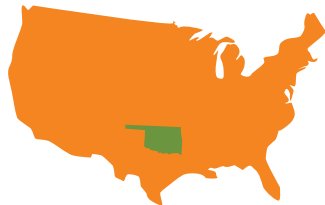
1 IN 6

OKLAHOMANS LIVE IN POVERTY

1 IN 10

SENIORS LIVE BELOW THE POVERTY LEVEL

OKLAHOMA IS ONE OF ONLY
FIVE STATES



WITH A FOOD INSECURITY RATE ABOVE 14.5 PERCENT.



\$2.89

AVERAGE COST PER MEAL IN OKLAHOMA

583,570
TOTAL FOOD INSECURE PEOPLE

3,932,870
2019 OKLAHOMA POPULATION

A Tulsa Public Schools paraprofessional unexpectedly became the guardian of her three grandchildren. She said, "I can draw a bath. I can read a bedtime story. But I can't create food out of thin air."

These quick fact sheets include data from Feeding America's Map the Meal Gap, the Bureau of Labor Statistics, and the United States Census Bureau, compiled by the Community Food Bank of Eastern Oklahoma.

Gundersen, C., Strayer, M., Dewey, A., Hake, M., & Engelhard, E. (2021). Map the Meal Gap 2021: An Analysis of County and Congressional District Food Insecurity and County Food Cost in the United States in 2019. Feeding America.

www.okfoodbank.org



Updated 11/2021



COUNTY QUICK FACTS

CREEK COUNTY

71,427
2019 POPULATION

749,763
MEALS DISTRIBUTED FY2021




9.0%
SENIORS LIVING IN
POVERTY

6.5%
UNEMPLOYMENT
RATE AVERAGE

\$3.07
AVERAGE COST
PER MEAL

“There are many people in our community who hit a rough patch at times. One box of food at the end of a month won’t solve a financial crisis, but it may help someone and their family eat more securely while they work through that crisis.” -Sue Catron



FOOD INSECURITY RATE
13.9%
9,920 TOTAL FOOD INSECURE PEOPLE



20.3%
3,460 TOTAL FOOD INSECURE CHILDREN
CHILD FOOD INSECURITY RATE

11 PARTNER AGENCIES

- | | | |
|-------------------------------|--------------------------------|------------------------|
| Bristow Presbyterian Church | First Baptist Church/Drumright | Olive FFA |
| Bristow Social Services, Inc. | First Baptist Church/Sapulpa | Salvation Army/Sapulpa |
| Caring Community Friends | FUMC/Depew | Show, Inc. |
| Church of the Word | FUMC/Sapulpa | |

For a map of Partner Agencies in your county with contact information and hours of operation, go to okfoodbank.org/get-help

Low-income households spend a higher portion of their total income on food. This leaves less resources for other needs such as healthcare, utilities, and transportation.

