

HUNGER IN OKLAHOMA

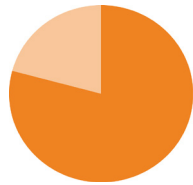
OKLAHOMA STATISTICS

FEEDING AMERICA PROJECTIONS



16.1%

FOOD INSECURITY RATE



22.5%

FOOD INSECURITY RATE



At least 60 million people turned to food banks, food pantries and other private food assistance programs in 2020, the first calendar year of the COVID-19 pandemic. This was an increase of 50% from 2019.

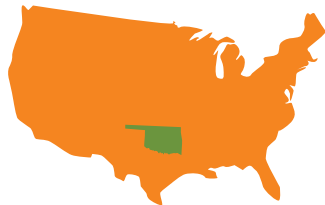
1 IN 6

OKLAHOMANS LIVE IN POVERTY

1 IN 10

SENIORS LIVE BELOW THE POVERTY LEVEL

OKLAHOMA IS ONE OF ONLY
FIVE STATES



WITH A FOOD INSECURITY RATE ABOVE 14.5 PERCENT.



\$2.89

AVERAGE COST PER MEAL IN OKLAHOMA

583,570

TOTAL FOOD INSECURE PEOPLE

3,932,870

2019 OKLAHOMA POPULATION

A Tulsa Public Schools paraprofessional unexpectedly became the guardian of her three grandchildren. She said, "I can draw a bath. I can read a bedtime story. But I can't create food out of thin air."

These quick fact sheets include data from Feeding America's Map the Meal Gap, the Bureau of Labor Statistics, and the United States Census Bureau, compiled by the Community Food Bank of Eastern Oklahoma.

Gundersen, C., Strayer, M., Dewey, A., Hake, M., & Engelhard, E. (2021). Map the Meal Gap 2021: An Analysis of County and Congressional District Food Insecurity and County Food Cost in the United States in 2019. Feeding America.

www.okfoodbank.org



Updated 11/2021



COUNTY QUICK FACTS

MUSKOGEE COUNTY

68,736
2019 POPULATION

652,999
MEALS DISTRIBUTED FY2021




13.6%
SENIORS LIVING IN
POVERTY

6.0%
UNEMPLOYMENT
RATE AVERAGE

\$2.89
AVERAGE COST
PER MEAL

“There are many people in our community who hit a rough patch at times. One box of food at the end of a month won’t solve a financial crisis, but it may help someone and their family eat more securely while they work through that crisis.” - Sue Catron



FOOD INSECURITY RATE **16.7%**
11,490 TOTAL FOOD INSECURE PEOPLE



24.5% **CHILD FOOD INSECURITY RATE**
4,130 TOTAL FOOD INSECURE CHILDREN

22 PARTNER AGENCIES

Ark of Faith Foundation

Bacone College

Boulevard Christian Church

Catholic Charities/Muskogee

Central Church of Christ

Chandler Road Church of Christ

Eastern Heights Baptist Church

Faith Love Community Outreach

First Baptist Church/Muskogee

Freedom Ministries

Gospel Rescue Mission

Green Country BHCS

Heavenly Hope Church

MCM Community Pantry

Monarch, Inc.

Presbyterian Church of
Muskogee

Ray’s House

Rise Corp.

Salvation Army/Muskogee

St. Paul UMC

Warner Community Food Pantry

Women in Safe Homes

For a map of Partner Agencies in your county with contact information and hours of operation, go to okfoodbank.org/get-help

Low-income households spend a higher portion of their total income on food. This leaves less resources for other needs such as healthcare, utilities, and transportation.

