

HUNGER IN OKLAHOMA

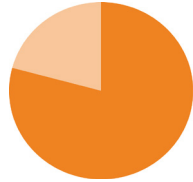
OKLAHOMA STATISTICS

FEEDING AMERICA PROJECTIONS



16.1%

FOOD INSECURITY RATE



22.5%

FOOD INSECURITY RATE



At least 60 million people turned to food banks, food pantries and other private food assistance programs in 2020, the first calendar year of the COVID-19 pandemic. This was an increase of 50% from 2019.

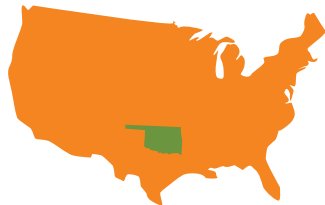
1 IN 6

OKLAHOMANS LIVE IN POVERTY

1 IN 10

SENIORS LIVE BELOW THE POVERTY LEVEL

OKLAHOMA IS ONE OF ONLY
FIVE STATES



WITH A FOOD INSECURITY RATE ABOVE 14.5 PERCENT.



\$2.89

AVERAGE COST PER MEAL IN OKLAHOMA

583,570

TOTAL FOOD INSECURE PEOPLE

3,932,870

2019 OKLAHOMA POPULATION

A Tulsa Public Schools paraprofessional unexpectedly became the guardian of her three grandchildren. She said, "I can draw a bath. I can read a bedtime story. But I can't create food out of thin air."

These quick fact sheets include data from Feeding America's Map the Meal Gap, the Bureau of Labor Statistics, and the United States Census Bureau, compiled by the Community Food Bank of Eastern Oklahoma.

Gundersen, C., Strayer, M., Dewey, A., Hake, M., & Engelhard, E. (2021). Map the Meal Gap 2021: An Analysis of County and Congressional District Food Insecurity and County Food Cost in the United States in 2019. Feeding America.

www.okfoodbank.org

Member of
FEEDING AMERICA

Updated 11/2021



COUNTY QUICK FACTS

TULSA COUNTY

646,419
2019 POPULATION

11,459,472
MEALS DISTRIBUTED FY2021



8.4%

SENIORS LIVING IN POVERTY


6.6%

UNEMPLOYMENT RATE AVERAGE

\$3.16

AVERAGE COST PER MEAL

“There are many people in our community who hit a rough patch at times. One box of food at the end of a month won’t solve a financial crisis, but it may help someone and their family eat more securely while they work through that crisis.” - Sue Catron



FOOD INSECURITY RATE

13.6%

87,700 TOTAL FOOD INSECURE PEOPLE



CHILD FOOD INSECURITY RATE

19.3%

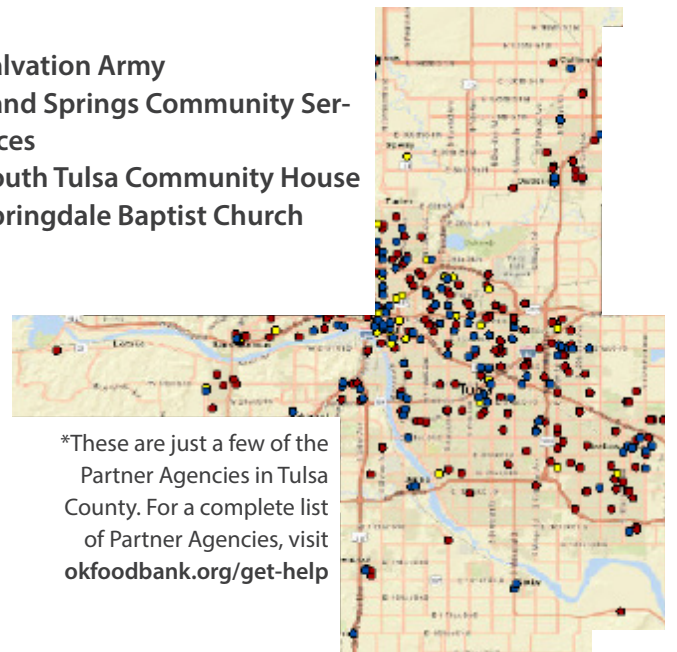
31,580 TOTAL FOOD INSECURE CHILDREN

110 PARTNER AGENCIES

- 12&12, Inc.
- Agape Bible Fellowship
- All Souls Unitarian Church
- Arms Around BA
- The Assembly at Broken Arrow
- Beaver Street Baptist Church
- Bixby Community Outreach Center
- Broken Arrow Church of Christ
- Broken Arrow Neighbors
- Calvary Temple Assembly of God
- Catholic Charities
- Common Ground
- Crosstown Church of Christ
- DVIS
- Emergency Infant Services
- Family and Children’s Services

- First Baptist Church
- Harvest House
- Housing Partners of Tulsa
- Iglesia Hispana Victory
- Iron Gate
- Islamic Society of Tulsa
- Jenks Church of Christ
- John 3:16 Mission
- Kendall Whittier Food Pantry
- Loaves and Fishes
- Neighbors Along the Line
- Neighbors in Need
- Nueva Esperanza UMC
- Owasso Community Resources
- People’s Pantry of Tulsa
- Restore Hope Ministries

- Salvation Army
- Sand Springs Community Services
- South Tulsa Community House
- Springdale Baptist Church



*These are just a few of the Partner Agencies in Tulsa County. For a complete list of Partner Agencies, visit okfoodbank.org/get-help

For a map of Partner Agencies in your county with contact information and hours of operation, go to okfoodbank.org/get-help

Low-income households spend a higher portion of their total income on food. This leaves less resources for other needs such as healthcare, utilities, and transportation.

